

Note Reading

arr: Martin Pereira

Treble Clef

Guitar

Semibreve

Count: 1, 2, 3, 4

Guitar

T
A
B

2

4

Gtr.

Minum

Count: 1, 2 3, 4

Crotchets

Count: 1 2 3 4

Gtr.

0 0 0 0

7

Gtr.

Minum

Count: 1, 2 3, 4

Gtr.

3 3 3 3 1 1 1 1 3 3 3 3

10

Gtr.

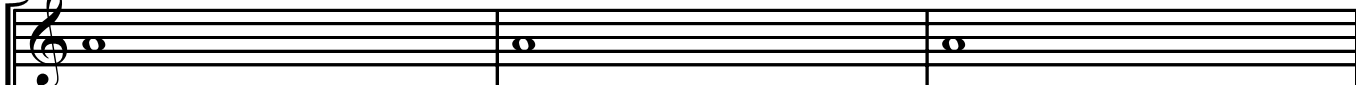
Semibreve


Count 1,2,3,4,

Gtr.

Note Reading


$\frac{2}{13}$

Gtr.  **Semibreve**

Gtr. 

Detailed description: This block shows the first system of a guitar lesson. It features two staves. The top staff is a treble clef staff with a whole note (semibreve) on the second line. The word "Semibreve" is written below the staff. The bottom staff is an empty guitar staff. The system is divided into three measures by vertical bar lines.

$\frac{16}{13}$


Gtr.  **Minum**

Count
1, 2, 3, 4


Gtr. 

Detailed description: This block shows the second system of a guitar lesson. It features two staves. The top staff is a treble clef staff with four quarter notes (minims) on the second line. The word "Minum" is written below the staff. Below the staff, the word "Count" is written, followed by the numbers "1, 2, 3, 4" aligned with the notes. The bottom staff is an empty guitar staff. The system is divided into three measures by vertical bar lines.

$\frac{19}{13}$

Gtr.  **Crotchets**

Count
1 2 3 4

Gtr. 

Detailed description: This block shows the third system of a guitar lesson. It features two staves. The top staff is a treble clef staff with four eighth notes (crotchets) on the second line. The word "Crotchets" is written below the staff. Below the staff, the word "Count" is written, followed by the numbers "1 2 3 4" aligned with the notes. The bottom staff is an empty guitar staff. The system is divided into four measures by vertical bar lines.